

Autumn Programme 2018



Spin A Yarn



Happy Retirement Joyce ...



... and a warm welcome
to new owner, **Trish!**

01626 836203 www.spinayarndevon.co.uk

ROWAN

The Art Of Knitting



www.knitrowan.com



INDEX

P4-5 Newsletter

P6 Autumn Workshop Photos

P7-8 Claire Crompton Workshops

P8-11 Anniken Allis Workshops

P14-16 Alison Crowther Smith Workshops

P16 Rowan Colourwork with Avril Best

P17 Beginner's Knitting with Lizzie

P17-18 Crochet Workshops with Di Stewart

P19 Weaving with Jo Gosling

P22 Spinning with Terri Holman

P23 Needle-punch Felting with Carol Timms

P24 Knitting and Spinning Club Dates

P24-25 Goodbye from Joyce

P28-30 FREE Rowan Pattern



Welcome to the Autumn Newsletter...

And to my very first one!

By the time you receive this I will be the newly installed 'boss' here at *Spin A Yarn*.

Last year Joyce made the big decision to retire which meant she would have to sell the business that she had built from the ground up, to an award-winning shop.

This understandably meant a period of uncertainty for staff and customers alike as the search began for a new owner.

Meanwhile I was having the same conversation with myself 'what shall I do next?' When a friend told me that *Spin A*

Yarn was on the market I knew I had to take a look.

My first visit to the shop was on a dull Tuesday afternoon in November and I left with the feeling that I had answered my question, I knew what I wanted to do next. There was one obstacle, the Husband!

Fast forward five months, terms are agreed, I'm buying a shop. How do I feel? Excitement and fear in equal measures.

During June I have been in the shop finding my feet. Any doubts I may have had have been assuaged by the fantastic team here at *Spin A Yarn* and the lovely customers I have met so far. Thank you all for making me feel so welcome.



I know you are all keen to ascertain what the change at the helm may mean for you and I refer to the old adage 'if it ain't broke don't fix it'.

The things that make *Spin A Yarn* the award-winning shop it has become will remain unchanged, the outstanding customer service you receive, the customer loyalty scheme, the workshops and their expert teachers, and the lovely and unique yarns we stock.

Rowan's new Magazine 64 will be arriving this autumn and is packed with gorgeous patterns from all your favourite Rowan designers as ever. I was particularly taken with a collection of patterns in rich ruby red and other jewel tones – such as this cabled wrap by Martin Storey.



Kaffe Fassett fans will also be thrilled to hear that Rowan are launching a range of colours designed by him in their Felted Tweed range. These new shades add some beautiful eye-catching tones to the current range and will be perfect for including in your colourwork projects.



The future? Who knows what the future holds but any change that does come will be positive, to ensure the longevity of *Spin A Yarn* and to preserve the legacy left to us by Joyce. Stay tuned!

I'm sure you would all like to join me in wishing Joyce a long, happy and healthy retirement.

I look forward to welcoming you all into the shop in the coming months.

Best Wishes

Trish, Lizzie, Ali, Jane, Patsy, Di, Gill, Esther and Terri

Address: 26 Fore Street
Bovey Tracey, Devon TQ13 9AD
Telephone: 01626 836 203
www.spinayarndevon.co.uk
info@spinayarndevon.co.uk



Knit the Mar Menor and Daisy Shawl (p9)



Fair Isle and Steeking (p11)



Knit a Magical Moebius Cowl (p16)



Start a Jumbo Crochet Project (p18)

CLAIRE CROMPTON WORKSHOPS

Claire Crompton is an international cross stitch & knitwear designer. She is the author of numerous books, the most famous of which is "The Knitters Bible"

PROFESSIONAL FINISHING TECHNIQUES

TWO separate dates for this most popular workshop.

It is often the finishing details that make the difference to a garment and this workshop will show you techniques to make sure your garment has a professional finish. You will learn how easy it is to sew up all your unfinished projects using mattress stitch.

Topics include: How to sew up various styles of garment, mattress stitch, blocking and pressing pieces, shaping to make



Our workshops sell out very fast. Don't forget to ring as soon as you get your new schedule!

Participants of workshops receive a voucher entitling them to 10% or 15% discount on all yarns and accessories.

These discount vouchers can be used on the workshop day and during the month after the workshop. We have all the yarn and needles in stock that you need for your workshops!

sewing up easier, picking up stitches, buttonholes and more.

You will need: make four identical samples of stocking stitch to measure 10cm x 10cm (4in x 4in), using a light-coloured, smooth aran or chunky yarn.

If you usually work the edge stitches differently (slipping or knitting on every row), please work them the same as the rest of the row. Don't press or steam any of the samples and don't sew in the yarn ends. Bring plenty of your yarn for knitting and sewing up. Bring along an unfinished project for help and advice.

Dates: Choose between
Friday, 14th September 2018,
OR Friday, 16th November 2018
Time: 10.00am - 4.00pm
Price: £59.00

(includes lunch and tea-time treats)

MODULAR OR PATCHWORK KNITTING (from squares to shells)

This workshop is suitable for beginners, as well as knitters who have tried modular knitting before.

Modular knitting (aka mitred squares or domino knitting) is a great patchwork technique, and easy to learn. Shapes are joined together as you knit so no seams to sew and stunning colour effects can be created. You will progress from a basic square to shells, strips, triangles, hexagons and more. Experiment with colour, join the shapes together to construct accessories and garments.

Topics include: knitting the shapes, joining techniques, designing with modular knitting. You will need: plenty of yarn in different thicknesses with suitable needles. You can also bring along any modular pattern that you would like to try.

Date: Friday, 12th October 2018

Time: 10.00am – 4.00pm

Price: £59.00

(includes lunch and tea-time treats)



ANNIKEN ALLIS WORKSHOPS

Anniken is one of the UK's leading lace designers. Born in Norway she moved to Cornwall in 1990. Anniken's skills with lace are legendary and her designs have been published in magazines including Vogue Knitting, Interweave Knits and The Knitter. We were delighted to see one of her patterns featured on the front of US Vogue Knitting Magazine!

CONTINENTAL KNITTING - INCLUDING NORWEGIAN PURL

The continental way of knitting is faster and more efficient than most English styles. You will learn how to carry your yarn in your left hand and knit continental style, as well as the continental long-tail cast on and the Norwegian purl.

For the Norwegian purl the yarn stays at the back of the work which makes it much quicker than the standard continental purl when working combined knit/purl stitch patterns such as ribs or moss stitch.

All materials supplied.


Skill level: Suitable for all knitters, apart from complete beginners.

Dates: Tuesday, 9th October 2018

Time: 10.00am – 4.00pm

Price: £59.00

(includes lunch and tea-time treats)



KNITTING THE MAR MENOR AND DAISY SHAWL

The Daisy and Mar Menor shawls are both fun shawlettes featuring unusual stitch patterns and the most popular shawls in the Shop!

In this class you'll learn the elongated and crossed stitch patterns used in these two shawls as well as how to add beads using a crochet hook, how to work a beaded picot cast off and how to shape both shawls. In the afternoon you will be able to start your own Daisy or Mar Menor shawl. You will need to bring 400m/100gr of sock yarn (4 ply/fingering weight yarn), 4mm circular needles (80cm long), 30gr size 6/0 seed beads (for the Daisy shawl) or 93 6mm miracle beads for the Mar Menor – alternatively size 6/0 seed beads can be used and 0.75cm crochet hook. Patterns will be provided.

All materials for the morning will be supplied but please bring materials as above for the afternoon project. These can be purchased in the shop on the day of the workshop using your workshop discount if preferred.

This workshop is suitable for confident novice or intermediate knitters

Date: Wed, 24th October 2018

Time: 10.00am – 4.00pm

Price: £59.00

(includes lunch and tea-time treats)

NORWEGIAN 'SELBU' MITTENS

Traditional Norwegian 'Selbu' mittens are popular with knitters around the world for their warmth and eye-catching patterns. Once the basic skills have been mastered, there are hundreds of different fair-isle designs which you can combine with different colour combinations – from traditional black and white to fun, modern colours.

This workshop will teach you how to knit fair isle, how to knit in the round with double pointed needles and a circular needle using the magic loop technique and how to shape your mittens.

Techniques taught in this class can also be used to knit traditional Latvian and Estonian mittens. You will get a Selbu-inspired mitten pattern to take home.

All materials will be supplied but extra yarn can be bought from Spin A Yarn with your workshop discount on the day.

Skill level: Suitable for intermediate knitters or confident beginners.

Date: Wed 7th November 2018

Time: 10.00am – 4.00pm

Price: £59.00

(includes lunch and tea-time treats)





TOP-DOWN RAGLAN SWEATER

Top down sweaters are increasingly popular. You can try the sweater on as you knit it and this makes it easier to get a perfect fit.

In this class you will learn raglan sweater construction, how to work in the round, how to shape the yoke and neckline, how to divide for the sleeves and work the sleeves and lower body. You will also learn how to calculate your own numbers so you can knit a custom sweater.

All materials for practice will be supplied. However, if you'd like to work on a specific size for your own sweater, please knit a swatch and block/press it before the class. The swatch should measure a minimum of 15 x 15cm and should be worked in stocking stitch, unless you wish to work your sweater in a different stitch pattern. Please bring some of the yarn and needles you'll be using for your sweater.

Date: Wed, 14th November 2018

Time: 10.00am – 4.00pm

Price: £59.00

(includes lunch and tea-time treats)



Traditional Selbu Mittens – see p9



SPECIAL SOCK WORKSHOP - TOP-DOWN SOCKS

WORKED ON DOUBLE-POINTED NEEDLES OR CIRCULAR NEEDLES

Socks are incredibly popular and there is something magic about turning your first heel. Discover how to knit socks from the top-down, how to knit a heel flap, turn a heel and work the toe.

You can choose whether to knit using double-pointed needles or a circular needle using the magic loop technique.

We'll be knitting a mini-sock in this workshop to practice all the techniques involved in making a sock.

You will be given an adult sized pattern to take home.

Warning: socks are very addictive!!!

Spin A Yarn has plenty of sock yarn if you want to use your discount voucher on the day.

Skill level: Suitable for confident novice and intermediate knitters.

Date: Wed 5th December 2018

Time: 10.00am – 4.00pm

Price: £59.00

(includes lunch and tea-time treats)



FAIR ISLE AND STEEKING

Have you fallen in love with all the Scandinavian-style colourwork jumpers and cardis around at the moment? This workshop will teach you the skills you need to make your very own collection.

Fair Isle knitting is the art of using several different colours of yarn at the same time to knit patterns and even small pictures into your knitting.

Steeking is a shortcut used to knit garments such as sweaters in the round without interruptions for openings or sleeves until the end. The steek itself is a bridge of extra stitches, in which the cut is made. The technique was developed in Scandinavia and the Shetland islands and is especially useful for making Fair Isle sweaters.

Learn how to work with two colours at a time, how to strand the yarn, how to knit in the round and how to read a fair isle chart.

In the afternoon, you'll learn how to re-enforce the 'steek', how to cut the fabric and pick up for edgings.

Skill level: Suitable for competent, intermediate knitters.

Date: Wed, 21st November 2018

Time: 10.00am – 4.00pm

Price: £59.00

(includes lunch and tea-time treats)

THE KNITTING HOTEL

WE HOST KNITTING + CROCHET
RETREATS - BY THE SEA IN
DAWLISH, DEVON



• TOUCH YARNS •

The Beautiful Yarn Co

#016 LAKE WANAKA THROWOVER



ALISON CROWTHER SMITH WORKSHOPS

KNIT A BRIOCHE COWL IN THE ROUND

Learn to knit Brioche in the round at this exciting workshop from Alison. Brioche is HUGE now and this course has 'Anglicised' all the terms for you so it fully UK-friendly! Brioche in the round is a great technique to have – easier, faster and much more memorable than flat-knitted Brioche, and Alison will teach you this on a single circular needle for even faster Brioche knitting. By choosing yarns with great colour contrast, you achieve a chic and reversible ribbed effect. This cowl is a real head-turner.

Three cowls have been designed for the workshop, in chunky and aran yarns. Brioche creates a beautiful totally reversible fabric that is warm, light and incredibly stylish. It looks hard – but this course will show you how easy this is. The cowls also make fast and economical Christmas

gifts. Once you have learned this skill, you can also use it for other projects such as hats and mitts! Everyone will receive both patterns, from which you can choose one to start on the day.

Skill level: This course is not suitable for beginners and you will need to have some experience of knitting in the round. On the day you will learn how to set up your Brioche stitch and how to work the pattern using Brioche stitch. The yarns you choose must have enough colour contrast to make the Brioche stitch work effectively, for example light and dark blue.

Details of yarn and needle requirements will be sent out to you with your booking confirmation. The yarns you choose must have enough colour contrast to make the Brioche stitch work effectively, for example light and dark blue.

Date: Thurs, 13th September 2018

Time: 10.00 – 4.00pm

Price: £59.00

(includes lunch and tea-time treats)



KNIT A SLIP-STITCH COLOURWORK HAT

NEW!

Learn to knit this colourful hat, using a simple slip-stitch pattern. This is a great introduction to slip-stitch colourwork. The hat is knitted in the round and you can knit this Magic Loop (will be taught) or on a shorter circular needle (DPNs will be needed for the last part of the hat if you opt to use just one short circular needle). The hat comes in 2 size options for a woman or a man. Quick to knit and using only 2 x 50g balls of aran wool, this is an economical gift knit too. Start now for Christmas!

On the day you will learn to knit Magic Loop (if needed), and be shown the slip-stitch technique.

Skill level: This course is not suitable for beginners but will suit moderately confident knitters who can read a pattern, knit and purl and cast on and off. If you have never knitted in the round, or done colour-work, this is a good class to get started!

Details of yarn and needle requirements will be sent out to you with your booking confirmation.

Date: Thurs, 27th September 2018

Time: 10.00am – 4.00pm

Price: £59.00

(includes lunch and tea-time treats)



KNIT THE BEADED RIPPLE THROW OR SCARF

NEW!

This fast and fairly simple knit is perfect as a striking throw knitted in three shades (or more!) of DK yarn. You can also knit this design as a narrow scarf in two shades of Kidsilk Haze. Both options are beaded but this is also optional. This is relatively easy, straightforward knitting that speeds along. It looks great as a nursery blanket, or in your choice of shades, a sofa throw.

As a scarf, you can opt to knit it almost any yarn if you have the specified needles. Great gifts, perfect in the home or as an accessory to wear, fairly easy and very pretty. The yarns for the Throw need sufficient contrast, for example, light blue, dark blue and white. The Scarf looks good with subtle or high contrasting shades.

Skill level: this workshop is suitable for knitters of all abilities other than absolute beginners.

Details of yarn and needle requirements will be sent out to you with your booking confirmation.

Date: Thursday, 25th October 2018

Time: 10.00am – 4.00pm

Price: £59.00

(includes lunch and tea-time treats)





KNIT A MAGICAL MOEBIUS COWL

If you have never knitted a Moebius, you can learn to knit a very lovely introductory Moebius with Alison on this course. Beginners will be taken through the process of the cast on and learn all about what makes this knit so special. The design for beginners is a shoulder width cowl.

If you have learned Moebius knitting with Alison in the past, you can also attend, have a refresher and cast on her brand new design: The Slanting Diamonds Moebius (see p6). This comes in a choice of yarn weights and has various cast off options too. These make cosy neck-warmers or cowls.

Skill level: this workshop is suitable for knitters of all abilities other than absolute beginners.

Details of yarn and needle requirements will be sent out to you with your booking confirmation.

Date: Thurs, 29th November 2018

Time: 10.00am – 4.00pm

Price: £59.00

(includes lunch and tea-time treats)

ROWAN COLOURWORK/ INTARSIA WORKSHOP WITH AVRIL BEST

Rowan Design Consultant Avril will be teaching you how to knit a small colourwork project in Felted Tweed exploring the principles of Fair Isle Intarsia and Stranded Intarsia. She will be sharing plenty of hints and tips to avoid snarls and tangles and bring out the beauty of colourwork. You will also get lots of ideas on how to choose colours which work well together, particularly from the new Autumn '18 Rowan palettes.



The project will be a small Rennie Mackintosh-inspired bag and you will also be taught how to put a zip into your knitting.

Details of yarn and needle requirements will be sent out to you with your booking confirmation.

Skill level: not suitable for complete beginners.

Date: Wed, 28th November 2018

Time: 10.00 – 4.00pm

Price: £59.00

(includes lunch and tea-time treats)



BEGINNERS KNITTING WITH LIZZIE SCALLI

Classes with Lizzie are available throughout the Autumn. Just ring or pop in and ask us. You will learn how to cast on & cast-off, knit, purl and how to combine these 2 stitches to form stocking stitch or moss stitch.

You will also be introduced to cabling and a simple lace stitch.

Practice yarn and needles are available and you will be given a pattern to knit a simple bag or similar project.

Dates: To be decided
Please ring the shop with your preferred dates and times.

Price: 2 hours for £10



CROCHET WITH DIANE STEWART



Di Stewart is our favourite crochet teacher. She has all the City and Guild qualifications to ensure that you learn all the correct techniques. We're amazed at how quickly participants become skilled in Crochet.

BEGINNERS CROCHET

Many exciting new patterns combine crochet with knitting, and crochet is itself becoming more and more popular with lots of new exciting patterns available. This is a 4 week course for complete beginners to get you started.

Diane will teach you different crochet stitches during the 4 weeks to give you the confidence to tackle most crochet patterns. You will learn how to make flowers and similar small items suitable for making a corsage for a dress or bag.

Please bring some DK yarn and a 4mm hook to practice.

Dates: Thursdays, September 6th and 20th, October 4th and 18th.

Time: 2.00- 4.00pm

Price: £55.00 for the 4 week course

(includes tea-time treats)

BEYOND THE BASICS – WHOLE DAY WORKSHOP

This workshop is for those who have learnt basic crochet skills/stitches and wish to add to those skills.

In this workshop you will learn a variety of stitches and using colour will combine them to create a rich textured look. All these stitches are based on a simple combination of trebles, chain and double crochet.

Patterns for a messenger bag, tablet folder or blanket, are included in the workshop. Please bring 2 or 3 different colours of DK yarn to practice with and a 4mm crochet hook.

Date: Thursday, 1st November 2018

Time: 10.00am – 4.00pm

Price: £59.00

(includes lunch and tea-time treats)



START A JUMBO CROCHET PROJECT

A day to try out BIG crochet hooks (15mm to 25mm) and experiment using all sorts of different textures of yarn and fabric.

You will make a chunky storage basket useful for storing many different household items - your yarn stash/projects, fabric, bathroom items, children's toys, kitchenware and more!

Using either several strands of yarn or fabric strips, you will learn to work in the round, how to make the sides and how to make the handles. These techniques are also useful when making smaller baskets and other items.

Please bring a variety of yarn - this can be any thickness, from DK to Superchunky and also can include brushed or textured yarn. If you wish to use fabric please bring fabric cut into one inch wide strips. These can all be mixed in one basket.

There is also a huge variety of yarn available in the shop, with many different types, colours and textures.

Big hooks will be available for you to borrow on the day. You can also purchase any other yarns or hooks on the day using your workshop discount.

Date: Thurs, 15th November 2018

Time: 10.00am – 4.00pm

Price: £59.00

(includes lunch and tea-time treats)



OTHER WORKSHOPS

WEAVING WITH ASPECTS OF MINDFULNESS WITH JO GOSLING

NEW!

In our modern life we often struggle to find the space to nurture our creative selves. In this workshop you'll be supported in honouring your creative soul!

The process of weaving is meditative and a nurturing space allows us to connect with something deeper - our authentic selves. To sit with a quiet mind before a warped up loom, allows an organic process to unfold. Using this approach, Jo will teach plain and textural weaving on small frame looms (these can be purchased for £12.00, if desired).

Jo is a tapestry weaver and finds that weaving and mindfulness are a perfect fit: much of her weaving work depicts the healing effects of Mindfulness and self-compassion, as understood through neuroscience. Earlier this year, she worked for 3 weeks in Peru with master weaver Maximo Laura.

She worked as a Clinical Psychologist and is a trained Mindfulness Teacher (listed with UK Network for Mindfulness-Based Teachers) and now spends most of her time creating fibre art which you can view at www.jogoslingfibreart.com.

Please bring yarns of any types from your own stash and/or yarns purchased from the shop.

Date: Friday, 9th November 2018

Time: 10.00am – 4.00pm

Price: £59.00

(includes lunch and tea-time treats)



Sublime

THE LUXURY BRAND BY SIRDAR



WILLOW
BOOK 720

21 designs for women



ADRIAFIL
Filati dal 1911 - Made in Italy

Find us on Facebook  Follow us on Twitter 



SPINNING FOR BEGINNERS WITH TERRI HOLMAN

Expert and enthusiastic spinner and teacher Terri, who has her own flock of Jacob sheep is holding a 1 day Spinning workshop.

The day will introduce you to the basics of fibre preparation, spinning and plying on a drop spindle and a spinning wheel.

In the morning you will be preparing the fleece for spinning using hand carders and then looking at the basic art of spinning using a drop spindle.

After lunch you will apply this knowledge to the spinning wheel and hopefully produce a skein of plied yarn!

We have spare spinning wheels available but do bring your own working wheel if you have one. Fibre and hand carders for spinning will be provided.

Date: Friday, 5th October 2018

Time: 10.00am – 4.00pm

Price: £64.00

(includes lunch and tea-time treats)

NEEDLE-PUNCH FELTING WITH CAROL TIMMS

This workshop is a particularly fun experience! Needle-punch felting uses soft wool fleece to create 3D shapes such as figures, animals and flowers. With Carol's expert help you will be taught how to make small fleece items such as a cute small toy animal or you can needle-punch a textured shape on a felted wallhanging or on a fashionable bag. Once you have mastered the skills there is no end to the things you can make with it!

You will learn basic needlepunch techniques which include how to wind sheep's fleece (with or without pipe-cleaners) and how to add fine detail with a barbed needle. You can then leave it "wispy" (making several small ones for a mobile toy perhaps), or give it a warm, soapy massage and make a cuddly toy which will survive rough play!

Date: Wed, 19th September 2018

Time: 10.00am – 4.00pm

Price: £59.00

(includes lunch and tea-time treats)



AUTUMN WORKSHOPS 2018

KNITTING CLUBS

1st Tuesday Morning in the month from 10.30am – 1.00pm

Dates: 4th September, 2nd October, 6th November, 4th December

Last Wednesday Evening in the Month from 6.30 – 9.00pm

Dates: 26th September, 31st October, 28th November, 19th December

SPINNING CLUB

1ST Wednesday Evening in the Month from 6.30 – 9.00pm

Dates: 5th September, 3rd October, 7th November, 5th December

"I wanted to say a huge thankyou to all the customers who have supported Spin A Yarn over the years. From humble beginnings in our first little shop to our present bustling shop on Fore Street, it's been such a pleasure to share my 'yarn addiction' with so many friends and visitors! I hope you enjoy these photos from our past, do you spot any familiar faces?"



Professional Finishing workshop with Claire in our old shop, back in 2006 - doesn't it look cramped!



Knitted Flowers workshop again in the old shop – very cosy



Such a lovely bright and spacious new shop – we moved to our current premises in 2009



The same shop as you now know but a different layout.



Alison Crowther Smith teaching in the lovely space we currently have, surrounded of course by gorgeous yarn!

**devon
curtains**

**Curtain &
Blind Maker
Bovey Tracey**

Made to Measure
Alterations & Revamp
Tracks Poles & Fitting Service

*Made with your fabric or a
selection of quality fabrics*

devoncurtains.co.uk
01626 835 970
07807 279 101

SERENDIPITY

Patchwork and Quilting

We have now moved to
56 Fore Street, Bovey Tracey, TQ13 9AE
In the town centre, next to Lloyds Bank

www.serendipityquilts.co.uk

01626 836246

Find us on  **and** 



king cole

Drifter Chunky

Pattern 5051 T: 01756 703670, E: enquiries@kingcole.com, W: kingcole.com



malabrigo

Available at Spin a Yarn

Sneak peek new colors of

MECHITA

MOON TRIO

LET'S KEEP IN TOUCH!

New data protection laws mean that we need to make sure you want to keep hearing about all our news and workshop programmes.

If that's the case – which we do hope it is – **please fill out the form** and either drop it in to the shop by hand or post it to:
 Spin A Yarn, 26 Fore Street, Bovey Tracey TQ13 9AD.

If you already replied to our email about staying on our mailing list then don't worry, you don't need to do this.

NAME

ADDRESS

POSTCODE

PHONE

EMAIL

Spin A Yarn will use the information you provide on this form to keep you updated with news from the shop. By ticking this box you are consenting to us contacting you via email and post. We never share your details with other organisations and you can unsubscribe at any time.

TICK HERE

Cut out and return to Spin a Yarn 

ROWAN

Ambergate

By Marie Wallin



www.knitrowan.com

ROWAN

Ambergate

by Marie Wallin



YARN

Cocoon
4 x 100gn
(photographed in Alpine 802)

NEEDLES

1 pair 6mm (no 4) (US 10) needles
1 pair 7mm (no 2) (US 10½) needles
Cable needle

TENSION

20 sts and 16 rows to 10 cm measured over patt using 7mm (US 10½) needles.

FINISHED SIZE

Completed wrap is 42 cm (16½ in) wide and 108 cm (42½ in) long.

SPECIAL ABBREVIATIONS

C6B = slip next 3 sts onto cable needle and leave at back of work, K3, then K3 from cable needle; **C6F** = slip next 3 sts onto cable needle and leave at front of work, K3, then K3 from cable needle; **Cr4L** = slip next 3 sts onto cable needle and leave at front of work, P1, then K3 from cable needle; **Cr4R** = slip next st onto cable needle and leave at back of work, K3, then P1 from cable needle; **Cr5L** = slip next 3 sts onto cable needle and leave at front of work, P2, then K3 from cable needle; **Cr5R** = slip next 2 sts onto cable needle and leave at back of work, K3, then P2 from cable needle.

WRAP

Using 6mm (US 10) needles cast on 84 sts.

Row 1 (RS): K3, *P2, K2, rep from * to last st, K1.

Row 2: K1, P2, *K2, P2, rep from * to last st, K1.

These 2 rows form rib.

Work in rib for a further 6 rows, ending with RS facing for next row.

Change to 7mm (US 10½) needles.

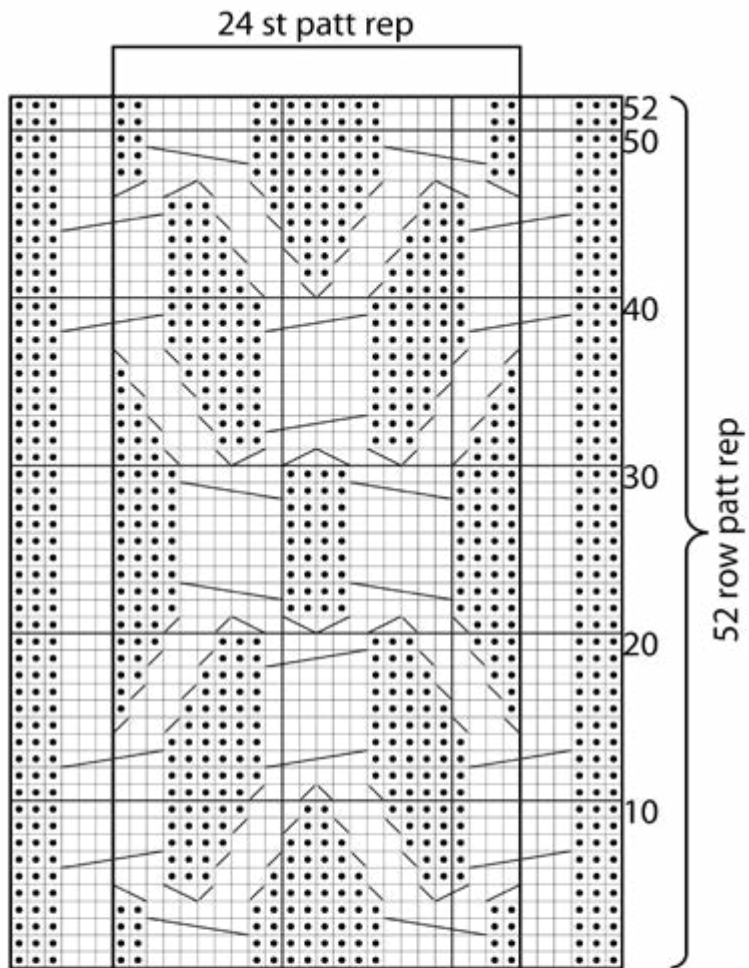
Beg and ending rows as indicated, repeating the 24 st patt rep 3 times across each row and repeating the 52 row patt rep throughout, now work in patt from chart as follows:

Work all 52 rows of chart 3 times, ending with RS facing for next row.

Change to 6mm (US 10) needles.

Beg with row 1, work in rib for 8 rows, ending with RS facing for next row.

Cast off in rib.




- key
- K on RS, P on WS
 - P on RS, K on WS
 - Cr4R
 - Cr4L
 - Cr5R
 - Cr5L
 - C6B
 - C6F

All rights reserved. Reproduction in whole or any part of all material, including illustrations, in this publication is strictly forbidden. No part may be reproduced, stored in a retrieval system, or transmitted in any form or by any means electronic, electrostatic, magnetic tape, mechanical, photocopying, recording or otherwise without prior permission of the copyright owners having been given in writing.



The designs in this publication are copyrighted and must not be treated for resale. Reproduction of this publication is protected by copyright and is sold on the condition that it is used for non-commercial purposes. Yarn quantities are approximate as they are based on average requirements. Please note images are for guidance only. Colours may not display accurately on screen or in printed format. Contact your local stockist to view a digital reproduction of your choice card.

This pattern is from Issue 2018 by Cast Club UK LTD. Cast Club Ltd, 100, Victoria Road, Eastleigh, Hampshire, UK. E-mail: castclub@castclub.co.uk. Copyright Cast 2018



17 Rooms Available including Double and Twin bedded



Only 5 minutes by car from Spin A Yarn located on the edge of The Dartmoor National Park

Quote Spin A Yarn and receive **10%** off our published prices at the time for Bed & Breakfast per night, no supplement charge for single occupancy

Bar - Restaurant - Tea rooms - Dog Friendly Rooms Available

The Edgemoor Hotel, Bovey Tracey, Newton Abbot. TQ13 9LE
01626 832466 www.edgemoor.co.uk

grace & favour home

Contemporary printed homeware & gifts
Designed & Made in Devon



save 15% off your first order
with code SPINAYARN at
www.graceandfavourhome.com