

Spring Programme 2017



Don't miss our latest
Rowan fashion show with Martin Storey

01626 836203 www.spinayarndevon.co.uk

Sublime

THE LUXURY BRAND BY SIRDAR



BOOK 705
THE ELEVENTH SUBLIME EXTRA FINE MERINO DK BOOK
18 designs for women

www.sublimeyarns.com

t +44 (0)1924 369666 e contactus@sublimeyarns.com The Sublime Knitting Helpline: +44 (0)1924 231686

SPRING NEWSLETTER 2017

Dear Friends

While writing this newsletter in November, the skies are blue and the trees are looking glorious in shades of red and bronze. Hope that this is a good omen for the winter and that Christmas is dry, sunny and cold, a perfect time to enjoy our beautiful winter knits.

SPIN A YARN FASHION SHOW – 21 FEBRUARY

First exciting news is that Martin Storey is to host another Fashion Show for Spin A Yarn at the Devon Guild of Craftsmen on Tuesday, 21 February 2017. This will start as usual at 6.00pm with a welcome drink, followed by a full evening meal and fashion show. In addition to Rowan samples Martin will be bringing along samples from three of his recent books, More Fairisle Knits, Scandinavian Knits and Afghan Knits.

WORKSHOPS

We are very excited about our Spring/ Summer schedule as we have lots of new workshops for you.

These include Brioché Knitting and Celtic Cables with Claire Crompton and Orenburg and Shetland shawl workshops with Anniken while Alison Crowther Smith is teaching us how to make the most of Kidsilk Haze and similar yarns.

We've noticed that lots of our Scandinavian customers knit in the round and then cut the knitting to make a cardigan. Anniken is demonstrating this slightly scary (but exciting!) technique.

Address: 26 Fore Street
Bovey Tracey, Devon TQ13 9AD
Telephone: 01626 836 203
www.spinayarndevon.co.uk
info@spinayarndevon.co.uk



We also have two Design a Sweater workshops with both Claire and Anniken – one a simple classic sweater and the other a top-down sweater. Crochet enthusiasts have not been neglected either, as Diane is hosting a special Amigurumi workshop and Claire is showing us how to Design a Crochet Shawl.

SPRING NEWSLETTER 2017

Also by request there is another Natural Dyeing Workshop at Mill Farm.

We're most excited that wonderful textile artist Sue Lewis has agreed to teach a Wet Felted Landscapes workshop for the first time ever! This is a two part course.

On the first day you will learn how to wet-felt a landscape (see right) and during the second day you learn the finishing techniques to create contours and detail with a sewing machine.

"LETS KNIT" YARN SHOP

AWARDS were presented again and we achieved second in the South West of England, only beaten by a Bristol shop again. We are determined to be the top shop next time! Thank you all for voting for us. Look out for the 2017 voting – opening in July-vote at www.letsknit.co.uk/britishknittingawards.

SPIN A YARN PATTERNS

One of our customers (and short-term employee) Heather Firby recently graduated from Chelsea Art College and we are delighted that she has designed for us a simple sweater called Trendlebere and new cardigan which will be available soon.

LOVE YOUR YARN SHOP DAY

This fun day and informative day will be happening again in May. Other special celebrations and flash sales will be held during this season.

So don't miss out, please let us have a contact email for you.



ANNUAL SALE STARTS TUESDAY, 10 JANUARY 2017

Spin A Yarn's famous January Sale starts on Tuesday, 10 January 2017. As is traditional, all yarns and accessories currently in the shop will be discounted by 10%. Loyalty Card Holders will be rewarded by 20% off all yarns and accessories in stock. This is the perfect time to buy those beautiful

luxury yarns that you have been coveting for the past few months!



OPENING HOURS OVER CHRISTMAS

We are open up to and including Christmas Eve but are then shut until Tuesday, 3 January 2017. We reopen that day at 10.00am. This is usually a

very busy day for workshop bookings. Don't forget to telephone quickly if you find there is a workshop that you want to do. Lots of them fill up very fast.

Best wishes from

Joyce, Ali, Patsy, Esther, Jane, Diane, Gill,
Terri & Lizzie xxxxxxxxx

SPRING WORKSHOPS 2017

CLAIRE CROMPTON WORKSHOPS

Claire Crompton is an international cross stitch & knitwear designer and author of numerous books, the most famous of which is "The Knitters Bible"

PROFESSIONAL FINISHING TECHNIQUES

It is often the finishing details that make the difference to a garment, and this workshop will show you techniques to make sure your garment has a professional finish. You will learn how easy it is to sew up all your unfinished projects using mattress stitch.

Topics include: How to sew up various styles of garment, mattress stitch, blocking and pressing pieces, shaping to make sewing up easier, picking up stitches, buttonholes and more.

You will need: make four identical samples of stocking stitch to measure 10cm x 10cm (4in x 4in), using a light coloured, smooth aran or chunky yarn.

If you usually work the edge stitches differently (slipping or knitting on every row), please work them the same as the rest of the row. Don't press or steam any of the samples and don't sew in the yarn ends.

Bring plenty of your yarn for knitting and sewing up. Bring along an unfinished project for help and advice.

Dates: Friday, 3 February 2017

Time: 10.00 – 4.00pm

Price: £49.00

(includes home-cooked food and tea-time treats)

WORKSHOPS SELL OUT VERY FAST!

Don't forget to ring as soon as you get your new schedule! Participants of workshops receive a voucher entitling them to 10% or 15% discount on all yarns and accessories. These discount vouchers can be used on the workshop day and during the month after the workshop. We have all the yarn and needles in stock that you need for your workshops!

DESIGN A KNITTED SWEATER

Design your own sweater based on a basic pattern that we will customise for you.

NEW!

The basic pattern is a set-in sleeve sweater with long sleeves and round neck, worked in stocking stitch and DK yarn. You will learn how to adjust the pattern to your measurements and how to change the neck shape, add waist shaping and turn the sweater into a cardigan. We will also explore how to add a lace or cable panel to the sweater and how to work it in a stitch pattern or Fair Isle pattern.

Topics include: using basic maths to write a pattern, estimating yarn quantities, working out pattern repeats.

You will need: bring a sweater that is a good fit (you will base your measurements on this), pens/pencils and a calculator. Also any design ideas for neck styles or stitches you would like to use.

Date: Friday 17th February 2017

Time: 10.00 – 4.00pm

Price: £49.00

(includes home-cooked food and tea-time treats)

SPRING WORKSHOPS 2017

BRIOCHE KNITTING

NEW!

One of the most popular current techniques with designers using it to great effect, brioche knitting creates a thick, reversible ribbed fabric, ideal for cosy garments and accessories. You will begin with a sample of the basic one-colour stitch and explore how increases and decreases can be decorative as well as functional. Progress onto two-colour brioche for which you will use double-pointed or circular needles. Add more colours or use a colour change yarn for shading effects. Learn the best cast on and off methods, how to count stitches and rows, read a pattern and interpret abbreviations. Using the samples, you can begin a scarf or cowl, or a more advanced slouchy beret or pull-on hat.

Topics include: basic brioche, increasing, decreasing, fixing mistakes and dropped stitches.

You will need: yarns for working samples (DK or thicker) in at least two colours, needles to match plus circular or double pointed needles for two-colour brioche.

You can also bring along any brioche pattern to try.

Date: Friday, 3 March 2017

Time: 10.00 – 4.00pm

Price: £49.00

(includes home-cooked food and tea-time treats)



MODULAR OR PATCHWORK KNITTING (from squares to shells)

This workshop is suitable for beginners, as well as knitters who have tried modular knitting before.

Modular knitting (aka mitred squares or domino knitting) is a great patchwork technique, and easy to learn. Shapes are joined together as you knit so no seams to sew and stunning colour effects can be created. You will progress from a basic square to shells, strips, triangles, hexagons and more. Experiment with colour, join the shapes together to construct accessories and garments.

Topics include: knitting the shapes, joining techniques, designing with modular knitting.

You will need: plenty of yarn in different thicknesses with suitable needles. You can also bring along any modular pattern that you would like to try.

Date: Friday 17 March 2017

Time: 10.00am – 4.00pm

Price: £49.00

(includes home-cooked food and tea-time treats)



SPRING WORKSHOPS 2017

DESIGN A CROCHET SHAWL

NEW!

The original freeform crochet, Irish crochet is a collection of motifs joined with a background of chain and picot mesh. We will explore flowers, leaves, sprigs, stems and combine them into a shawl or scarf. You can work in thin lace or 4ply yarn to create a soft romantic effect or go big and use bolder yarns for a modern update. Use one colour or several; ideal for using up stash yarns. During the workshop you will crochet samples, exploring different combinations of motifs and colours so you can continue your shawl at home.

Topics include: motifs, background connecting stitches, arranging the motifs into a shawl or scarf.


You will need: stash yarns for sampling, or to start a project bring a minimum of 1000 metres of yarn or buy what you need on the day, plus hooks to match the yarn (the metreage and hook size will be on the ball band).

Date: Friday 7th April 2017

Time: 10.00 – 4.00pm

Price: £49.00

(includes home-cooked food and tea-time treats)



CELTIC CABLES

NEW!

This is a workshop for anyone who enjoys working cables and wants to add a new twist to traditional methods. Closed-ring cables use special increases and decreases to bring the cable ribs together to form a ring. Cables can be worked to create intricate Celtic knots and interesting spirals too. In the workshop, you will work samples to create the basic closed ring and then go on to work different cables, individual Celtic knots and spirals. You will use the samples to design a panel to knit into an aran-weight sweater pattern (I will supply this) or add to a throw, bag, scarf or other accessories.

Topics include: reading cable charts, closed ring increases and decreases, combining several cables into a panel, adapting the sweater pattern.

You will need: aran weight yarns in a light colour for working the samples, needles to match, cable needle

Date: Friday 28th April 2017

Time: 10.00 – 4.00pm

Price: £49.00

(includes home-cooked food and tea-time treats)

ROWAN

The Art Of Knitting



www.knitrowan.com



INTERVIEW MARTIN STOREY

What's your earliest memory of knitting?

My earliest knitting memory would be at my village infant school, making [badly knitted!] garter stitch scarves and dishcloths! However, I just loved the whole process though little did I know then that I would make a career out of knitting!

How would you define the Martin Storey style?

Hard to define one's style but I would say a little bit of fashion mixed with interesting cable and colourwork textures. I studied for a degree in fashion so my work tends to nod in that direction. I'm less about the technical knit and more about a really good wearable shape in a fabulous stitch or colourwork design. Something with real impact.

What are your favourite knitting tools and gadgets?

My most favourite knitting tools are my set of 25 cm Knitpro, Symphonie Wood Single Pointed Needles - not Circular! Perfect for knitting swatches on the go.

Who (or what) is your greatest inspiration?

I tend to find inspiration from many sources, fashion,

interior, vintage fairs but I would say that my greatest knitting inspiration was Patricia Roberts. Her patterns really taught me the intricacies of making texture and colour. It was purely based on a Patricia Roberts design I knitted in the early 1980's, that I gained a place at Art School.

If you could design a pattern for a famous person (alive or not!) who would that be?

A difficult one to answer. So many famous people to choose from! At this moment in time, I would say that I'd happily design for my favourite male actor Mark Rylance and favourite actress Claire Foy. They were both absolutely sublime in the BBC drama, *Wolf Hall*.

If you weren't a designer, what would you be?

As a child, I always wanted to be a dancer - particularly ballet - but didn't have the courage to pursue a dance career. However, I'm very, very happy to have gone down the knitting route

What's your favourite ever pattern?

Again another very difficult question to answer! I usually say one of my latest designs and that would be



my cable coat design from Magazine 60 - Umbra in Hemp Tweed.

What are you knitting currently?

I'm currently knitting swatches for a brochure in a new Rowan yarn - a tweed-look yarn with cashmere. It knits up beautifully. All will be revealed in July 2017.....!

What's your knitting nightmare?

Raglan sleeves! I still struggle with the maths, but somehow or other I manage to make them work.

What's your favourite Rowan yarn?

Currently it would be the Hemp Tweed. It works so brilliantly in cable and colourwork and is a pleasure to knit with. Its colour range is also very beautiful.

SPRING WORKSHOPS 2017



DESIGN A MARKET BAG USING MAGIC BALL YARN

NEW!

Make your own multi-coloured, multi-textured ball of yarn and use it to knit a spacious market bag. We will work the bag in linen stitch, which makes a non-stretchy fabric and merges together the colours and textures of the yarn. The bag is worked on a circular needle but has the option of straight needles if you're not confident with circular. The magic ball yarn is also a great way to use up oddments of yarn, no matter how short, and can also be used for any type of Fair Isle, intarsia or modular knitting, leaving the yarn to make the colour decisions for you. During the workshop, you will make up a small magic ball and work a sample of linen stitch. You will then begin the bag to continue it at home.

Topics include: combining colours, shading colours from dark to light, combining different thicknesses of yarn together, linen stitch, adapting the market bag pattern in size or handle length.

You will need: many stash yarns, bringing every colour you have or choosing a palette (for examples, shades of a single colour in several thicknesses and textures, or hot bright colours, or natural colours etc), a range of knitting needles (straight and circular) to suit the yarns. If you struggle with finding yarns, I have plenty!

Date: Friday 23rd June 2017

Time 10.00 – 4.00pm

Price: £49.00

(includes home-cooked food and tea-time treats)

SWEATER REFASHIONING

A workshop for anyone who has knitted a garment that doesn't quite fit; maybe it's too loose or too tight, too short or sleeves too long. Bring along those garments that you love but aren't quite right. Learn how to make them fit, by altering the length, adding waist shaping, changing the neckline, adding sleeves, shortening sleeves, adding ribs, removing ribs etc. Also, you learn how to alter a pattern so you knit exactly what you want. Learn how to extend the life of a garment by refashioning it; change it from a sweater to a cardigan, add embellishments, borders and more.

Topics include: lengthening, shortening, adding or reducing width, altering the neck, fixing mistakes

You will need: existing garment(s) to alter, a pattern to alter. Bring yarn needles and scissors.

Date: Friday 12 May 2017

Time: 10.00 – 4.00pm

Price: £49.00

(includes home-cooked food and tea-time treats)

SPRING WORKSHOPS 2017

FAIR ISLE AND INTARSIA WITH COLOUR CONFIDENCE

Learn how to use Fair Isle and Intarsia together with slip stitch patterns and simple stripes to add colour to your knitting. In the workshop you will learn the basics of each technique, knitting samples of each. You will then use your samples to design a pair of fingerless mitts which you can complete at home. We will also explore how to put colours together and alter an existing pattern into another colourway.

Topics include: stranding Fair Isle to get the correct tension, knitting intarsia for picture sweaters, reading charts.

You will need: different coloured yarns with suitable needles for the samples. For the fingerless mitts, bring along some DK yarn in at least two colours, or buy what you need on the day. Also you can bring a pattern or chart that you'd like to work in different colours.

Date: Friday 7 July 2017

Time: 10.00am – 4.00pm

Price: £49.00

(includes home-cooked food and tea-time treats)



ANNIKEN ALLIS WORKSHOPS

Anniken is one of the UK's leading lace designers, and has had a pattern featured on the front of US Vogue Knitting Magazine! Born in Norway she moved to Cornwall in 1990.

TOE-UP SOCKS ON CIRCULAR NEEDLES USING MAGIC LOOP

Many knitters prefer to knit socks from the toe up as this makes it easier to calculate yarn usage. This workshop will teach you how to work a closed cast on, knit the toe, increase for the gusset, turn the heel and work the heel flap, and how to do a stretchy cast off. In addition you'll learn how to knit socks on circular needles using the magic loop method. You can also practice knitting two socks at a time. All materials supplied.

Spin A Yarn has plenty of sock yarn if you want to use your discount voucher on the day.

Suitable for confident novice and intermediate knitters who have knitted at least one pair of basic socks from the top down.

Date: Tuesday 31 January, 2017

Time: 10.00 – 4.00pm

Price: £49.00

(includes home-cooked food and tea-time treats)



ADRIAFIL

Filati dal 1911 - Made in Italy





Patterns
Workshops



LUXURY
HAND
KNIT
DESIGN

BELINDA
HARRIS~REID

www.belindaharrisreid.co.uk

SPRING WORKSHOPS 2017



CONTINENTAL KNITTING INCLUDING NORWEGIAN PURL

The continental way of knitting is faster and more efficient than most English styles. You will learn how to carry your yarn in your left hand and knit continental style, as well as the continental long-tail cast on and the Norwegian purl. For the Norwegian purl the yarn stays at the back of the work which makes it much quicker than the standard continental purl when working combined knit/purl stitch patterns such as ribs or moss stitch.

All materials supplied.

This workshop is suitable for all knitters, apart from complete beginners.

Dates: Tuesday, 28 February 2017

Time: 10.00 – 4.00pm

Price: £49.00

(includes home-cooked food and tea-time treats)

TOP-DOWN RAGLAN SWEATER

NEW!

Top down sweaters are increasingly popular. You can try the sweater on as you knit it and this makes it easier to get a perfect fit.

In this class you will learn raglan sweater construction, how to work in the round, how to shape the yoke and neckline, how to divide for the sleeves and work the sleeves and lower body. You will also learn how to calculate your own numbers so you can knit a custom sweater.

All materials for practice will be supplied. If you'd like to work on specific numbers for your own sweater, please knit a swatch and block/press it before the class. The swatch should measure a minimum of 15x15cm and should be worked in stocking stitch, unless you wish to work your sweater in a different stitch pattern. Please bring some of the yarn and needles you'll be using for your sweater.

Date: Tuesday, 14 March 2017

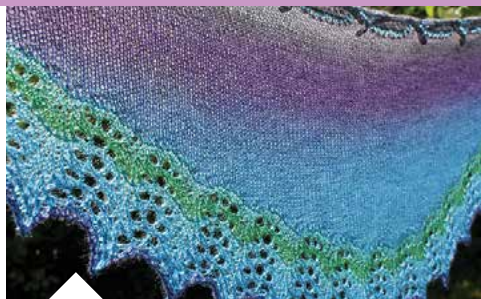
Time: 10.00 – 4.00pm

Price: £49.00

(includes home-cooked food and tea-time treats)



SPRING WORKSHOPS 2017



EASY LACE KNITTING

Lace knitting is extremely popular at the moment and is used in shawls, garments, socks and accessories. This workshop will teach you how to read charts, work the stitches and decreases required for lace knitting, add beads using a crochet hook and how to shape within a lace pattern.

In the morning, we'll practice various lace stitches working from a lace chart and in the afternoon you will be able to start working on a beautiful shawl. You will be given a choice of patterns, which all require 400m/100gr sock yarn (4 ply/fingering weight yarn and 4mm circular needles (80cms)

Following this workshop you should be able to work simple lace patterns used in garments, shawls or accessories.

All materials will be supplied for the morning but please bring above materials for the afternoon project. (These can be purchased in the shop on the day with your discount, if preferred).

Suitable for adventurous novice & intermediate knitters.

Date: Tuesday, 28 March 2017

Time: 10.00 – 4.00pm

Price: £49.00

(includes home-cooked food and tea-time treats)

FAIR ISLE AND STEEKING

Learn how to work with two colours at a time, how to strand the yarn, how to knit in the round and how to read a fair isle chart. Steeking is the process by which you can knit a garment in the round, and then cut your knitting (yes, really!) to create a cardigan.

In the afternoon, you'll learn how to reinforce the 'steek', how to cut the fabric and pick up for edgings.

This workshop will require you to knit a fair isle swatch in the round (pattern will be provided) in advance of the workshop.

Suitable for competent, intermediate knitters.

Date: Tuesday, 18 April 2017

Time: 10.00am – 4.00pm

Price: £49.00

(includes home-cooked food and tea-time treats)



SPRING WORKSHOPS 2017

NORWEGIAN 'SELBU' MITTENS

Traditional Norwegian 'Selbu' mittens are popular with knitters around the world. Traditionally knitted in black and white wool featuring traditional Norwegian 'fair isle' patterns but these mittens can be worked in a variety of colours for a modern look.

This workshop will teach you how to knit fair isle, how to knit in the round with double pointed needles and a circular needle using the magic loop technique and how to shape your mittens.

Techniques taught in this class can also be used to knit traditional Latvian and Estonian mittens. You will get a Selbu-inspired mitten pattern to take home.

All materials will be supplied but extra yarn can be bought from Spin A Yarn with your workshop discount on the day.

This workshop is suitable for intermediate knitters or confident beginners.

Date: Tuesday, 9 May 2017

Time: 10.00 – 4.00pm

Price: £49.00

(includes home-cooked food and tea-time treats)

BEADED LACE KNITTING

Beads add glamour and elegance to any knitting but work particularly well with lace knitting. In this class you will learn different ways of adding beads to your knitting and how to choose which method to use for your project.

You'll also learn how to read lace charts and work common lace stitches. In the afternoon you will get to choose from a selection of beaded shawl/accessory patterns.

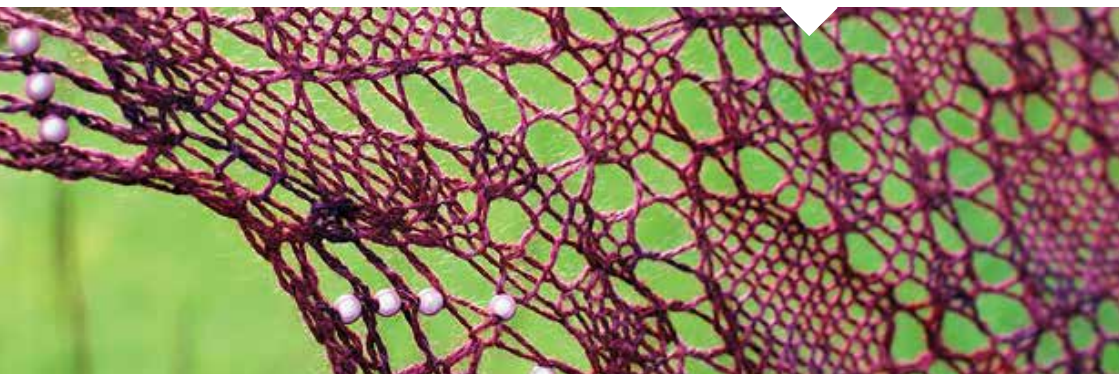
Materials will be supplied for the morning but please bring 100g/400m sock/4ply yarn and 4mm needles. You will also need beads depending on project chosen and a 0.75mm crochet hook. These can be purchased in the shop on the day using your workshop discount.

Date: Tuesday, 23 May 2017

Time: 10.00am – 4.00pm

Price: £49.00

(includes home-cooked food and tea-time treats)



SPRING WORKSHOPS 2017

THE STARLIGHT FINGERLESS MITTS

The Starlight fingerless mitts feature a beaded lace pattern and are worked in the round.

In the morning we'll practice the techniques used to knit these mitts including how to knit lace, how to read a lace chart, how to add beads using the crochet hook method and how to knit in the round on double pointed needles and circular needles using the magic loop method.

In the afternoon you will start your own Starlight mitts. You will need 1 skein of 100gr/400m sock yarn (4ply/fingering weight yarn), 2.75 mm double pointed needles or 2.75mm 80cm long circular needle, 160/192 (depending on which size you choose) size 6/0 seed beads and 0.75mm crochet hook. Pattern will be provided.

All materials for the morning will be supplied but please bring materials as above for the afternoon project (this can be purchased in the shop on day of workshop if preferred).

Suitable for confident novice and intermediate knitters.

Date: Tuesday, 30 May 2017

Time: 10.0am – 4.00pm

Price: £49.00

(includes home-cooked food and tea-time treats)



PERSEPHONE SHAWL

Persephone is a crescent shawl worked from the top down. Multiple yarn overs used in the edging create a big impact.

In the morning we'll practice the techniques used to knit this shawl including how to read a lace chart, how to work large yarn overs and how to shape the shawl.

In the afternoon you will start your own Persephone shawl. You will need 2 skeins of 50gr/200m sock yarn (4ply/fingering weight yarn), 4mm circular needles (80cm long). Pattern will be provided.

All materials for the morning will be supplied but please bring materials as above for the afternoon project. These can be purchased in the shop on day of workshop using your discount if preferred.

Suitable for confident novice and intermediate knitters.

Date: Tuesday, 13 June 2017

Time: 10.00 – 4.00pm

Price: £49.00

(includes home-cooked food and tea-time treats)



King Cole Drifter DK

Found in all good wool Retailers



For your local stockist call: 01756 703670

email: enquiries@kingcole.co.uk | www.kingcole.com

Join us on Facebook & Twitter



For every King Cole pattern you buy, a donation will be made to the Pink Ribbon Foundation. Pattern Featured: 4254

Off The Surface

Saturday 20 May – Sunday 9 July
Jubilee Gallery, Devon Guild of Craftsmen

A collaborative exhibition with the Royal School of Needlework inspired by their Archive Collection at Hampton Court Palace.

Showcasing hand-embroidery, old and new, featuring modern and current pieces from the students, alongside the traditional, inspirational treasures from the collection.

E **Imperial Purple to Denim Blue:**
the colourful history of textiles
Dr Susan Kay-Williams

Thursday 29 June 6.30pm

A fully illustrated talk tracing the story of the discovery and use of various colours as well as the associated struggles of power, war, politics, the papacy, rulers, science, serendipity and sex.

£5.00 Advance booking on 01626 832223 essential.

'Selfie on a Sieve' by RSN Degree Students

E **Curators Tour**

Saturday 20 May
10.30am–12.30pm

Join Dr Susan Kay-Williams
(Chief Executive)
and Angie Wyman
(Course Leader).

Free, no booking required.

E **Stumpwork
and appliqué
with Sophie Long,
RSN Tutor**

Saturday 24 June
10am–4pm
Phoenix Hall, Bovey Tracey

*No experience required.
£80 (including complete
kit worth £16). Advance
booking on 01626 832223.*



Open 7 days a week 10am – 5.30pm · Jubilee Gallery, Craft Shop and *The Terrace* café
The Devon Guild of Craftsmen · Riverside Mill, Bovey Tracey, Devon TQ13 9AF
Free Admission · 01626 832223 · www.crafts.org.uk

SPRING WORKSHOPS 2017



ORENBURG SHAWL

NEW!

Orenburg lace shawls are traditionally knitted from very fine yarn hand-spun on spindles from goats down. In this class we'll look at a brief history of Orenburg lace shawls and you'll practice working different traditional Orenburg lace stitches, reading lace charts and we'll also look at how Orenburg shawls are constructed.

This class is suitable for confident knitters. Experience in lace knitting is not essential as there will be a choice of lace patterns to suit various experience levels.

All materials will be supplied.

Date: Friday, 30 June 2017

Time: 10.00 – 4.00pm

Price: £49.00

(includes home-cooked food and tea-time treats)



SHETLAND SHAWL

NEW!

Shetland is known for delicate lace shawls knitted in very fine yarn.

In this workshop, we'll look briefly at the history of Shetland lace shawls and you'll practice working Shetland lace stitches, reading lace charts, and construction methods of traditional Shetland lace shawls.

This class is suitable for confident knitters. Experience in lace knitting is not essential as there will be a choice of lace patterns to suit various experience levels.

All materials will be supplied.

Date: Tuesday, 25 July 2017

Time: 10.00 – 4.00pm

Price: £49.00

(includes home-cooked food and tea-time treats)

ALISON CROWTHER SMITH WORKSHOPS

KIDSILK HAZE CUFFS

Knit a pair of decorative and surprisingly snug cuffs, using Kidsilk Haze and some beads and sequins. This course is a great way to get to know Kidsilk Haze and enjoy working with this beautiful super-fine yarn. These are knitted flat.

You will need to bring: a pair of 3.00mm needles; a pair of 4mm needles; 2 x 50g balls of Kidsilk Haze in 2 shades that both contrast and tone for example mid and dark blue; approx 400 beads, size 6; approx 400 sequins (optional); a fine hand sewing needle threaded with c20cm of fine sewing cotton.

The cuffs are small and so short needles are fine and it is a great help if they are quite pointy and sharp-tipped. Picture is illustrative and actual cuffs will be similar.

Skills used: casting on and off; ribbing; increasing; simple lace; placing beads/sequins. To participate in this course you need to be able to knit to a basic/moderate level and have an adventurous streak. You must like pretty things and beads. All additional skills/characteristics can easily be taught on the day. Not suitable for beginners. I always suggest that you bring a range of needles with you to adjust for your tension.

Date: Thursday, 23 February 2017

Time: 10.00 – 4.00pm

Price: £49.00

(includes home-cooked food and tea-time treats)



SPRING WORKSHOPS 2017

KIDSILK HAZE LACE: THE GATHERING SCARF

This is one of the earliest designs I did for Rowan and it was originally published in my 2nd book, Little Luxury Knits, now out of print. This scarf is very dainty and light as a feather. It is knitted in Kidsilk Haze, held single, but with larger needles than is usual for Kidsilk Haze. It is an unusual lace design and is also lightly beaded. The basic scarf uses only 1 x 25g ball of Kidsilk Haze and a few beads; but it is easily sized up – and also lends itself well to being knitted in other yarns, so please read the requirements carefully.

You will need to bring: 1 x 25g ball of Kidsilk Haze (or more if you want to make it bigger); c150 beads, size 6 (or more if you want to make it bigger); 6 or 6.5mm needles – but note that you can go smaller if you wish, making a smaller and finer scarf; a fine sewing needle threaded with c20cm of fine cotton. I always suggest that you bring a range of needles with you to adjust for your tension. This scarf design can also be knitted in other weights, eg, DK, or 4 ply, and of you wish to experiment with that, please bring the appropriate size of needles suggested for that yarn and some of the yarn you might like to use.

Skills used: casting on and off, beading, lace work. To participate in this course you need to be able to knit with reasonable confidence but no special skills are required and the techniques can all be taught on the day. Not suitable for complete beginners.

Date: Thursday, 20 April 2017

Time: 10.00 – 4.00pm

Price: £49.00

(includes home-cooked food and tea-time treats)



AN INTRODUCTION TO MOEBIUS KNITTING

Learn to knit a true Moebius. This amazing skill enables you to make a beautiful and mathematically perfect Moebius cowl. Note: I have taught this a lot so if you have done the Moebius Intro with me, this is the same course. I will teach you to execute the slightly tricky and very unusual cast on and then establish your Moebius. After this, the knitting is very easy and straightforward. Moebius Cowls (or loops) have only one side, only one edge and have the single Moebius twist that defines an infinity scarf.

You will need to bring: a 5mm, 150 cm long circular needle; I use a fixed cable needle, you can use interchangeables too but they must be very securely tightened. This needs to be a 5mm needle with a 140 - 150cm long cable; 1 stitch marker; 2 x 50g balls of DK wool or a wool mix yarn (I used 2 balls of Rowan Baby Merino Silk DK, for example, pure wool is also fine); 1 x 25g ball of Kidsilk Haze for the frill.

Skills used: the Moebius cast on; knitting, purling and casting off. To participate in this course you need to be adventurous and be able to cast on, cast off, knit and purl. That's it. Everything else is taught on the day. Not suitable for complete beginners.

Date: Thursday, 18 May 2017

Time: 10.00 – 4.00pm

Price: £49.00

(includes home-cooked food and tea-time treats)

SPRING WORKSHOPS 2017

ETHEL HILLIER WORKSHOPS

ESTONIAN LACE

This workshop is taught by Ethel who loves knitting lace, especially Estonian.

The aim of the workshop is to inspire and equip you to knit your own piece of Estonian Lace, traditional or modern.

We will look at a short history of how Estonian lace came into being; the stitches and patterns that are special to it; and how the traditional shawls are constructed. We will also look at how to read charts, how to read our lace, and how to rescue it from disaster (!)

There will be lots of knitting nupps, cross stitches, star stitches and daisy flowers and lots of fun.

Please bring some light fingering yarn and 3.75 or 4mm needles, straight or circular, stitch markers and a small crotchet hook.

There will be resource material to look at, and guidance in choosing your own piece to knit.

This workshop is suitable for intermediate knitters and confident beginners.

Note all these materials can be purchased at Spin A Yarn on the workshop day with your special workshop discount.

Date: Tuesday, 14 February 2017

Time: 10.00 – 4.00pm

Price: £49.00

(includes home-cooked food and tea-time treats)

LACE OF NORTHERN EUROPE – PATTERNS, DESIGNS & EDGINGS

The aim of this workshop is to become familiar with all the varied lace knitting of northern Europe and to be inspired to knit your own lace and possibly design it

During the day we will look at lace from Orenburg, Shetland, Estonia, The Faroes, Iceland and the different ways that the knit shawls and attach edgings.

We will also look at some of the beautiful patterns. We will also look at how to read charts, how to read our lace, and how to rescue it from disaster(!)

There will be lots of knitting and lots of fun and inspiration

Please bring some light fingering, 3.75 or 4 mm needles straight or circular, stitch markers and a small crotchet hook.

This workshop is suitable for confident beginners and intermediate knitters

Date: Tuesday, 25 April 2017

Time: 10.00 – 4.00pm

Price: £49.00

(includes home-cooked food and tea-time treats)



SPRING WORKSHOPS 2017



CROCHET WORKSHOPS

Note: Claire Crompton is running a special crochet design workshop on Friday, 7 April 2017 – see page 7

AMIGURUMI (how to crochet small animals) WITH DIANE STEWART

In this workshop you will learn the basic techniques to crochet cute little animals and tips to make it easier!

The workshop will include, how to start with a “magic ring”, how to work in a continuous round so there is no join, how to increase to shape a circle, how to do an invisible decrease and how to follow a pattern.

With tips to make it all easier!

The workshop will also include a pattern for a simple rabbit.

Please bring a 50g ball of light coloured double knit yarn (not cotton) & 4mm hook. This can be purchased on the day

Suitable for anyone who is fluent in the basic crochet hold & stitches.

Date: Thursday, 4 May 2017

Time: 10.00 – 4.00pm

Price: £49.00

(includes home-cooked food and tea-time treats)

BEGINNERS KNITTING WITH LIZZIE

Classes with Lizzie are available throughout the Spring and Summer. Just ring or pop in and ask us.

You will learn how to cast on & cast-off, knit, purl and how to combine these 2 stitches to form stocking stitch or moss stitch.

You will also be introduced to cabling and a simple lace stitch.

Practice yarn and needles are available and you will be given a pattern to knit a simple bag or similar project.

Dates: To be decided. Please ring the shop with your preferred dates

Time: To be decided. Do you prefer morning or afternoon?

Price: £20.00 for 4 sessions

SPRING WORKSHOPS 2017

JUMBO CROCHET BASKETS WITH ALISON WILCOCKS

Have fun making a useful basket for all those odd bits and pieces, magazines, stashes of yarn and fabric or perhaps the cat! Use multiple strands of yarn and HUGE crochet hooks to create a completely unique basket. This is an ideal project to use up all those left over balls of yarn taking up valuable space in the cupboard!

Let your imagination run wild and bring with you any super chunky yarn, joined strips of fabric, anything really that can be crocheted! You will need between 4 – 10 strands of super chunky yarn, approximately 50m to 120m in length for each basket (depending on the size of the hook used and size of basket made). If you prefer, choose from the mind boggling selection of super chunky yarns and crochet hooks at Spin a Yarn. Huge hooks are available for you to use on the day and can be purchased to take away with you.

Knowledge of basic crochet skills and double crochet will be needed for this workshop.

Dates: Wednesday, 1 March 2017

Time: 10.00 – 4.00pm

Price: £49.00

(includes home-cooked food and tea-time treats)

BEGINNERS CROCHET WITH DIANE STEWART

Many exciting new patterns combine crochet with knitting, and crochet is itself becoming more and more popular with lots of new exciting patterns available.

This is a 4 week course for complete beginners to get you started.

Diane will teach you different crochet stitches during the 4 weeks to give you the confidence to tackle most crochet patterns. You will learn how to make flowers and similar small items suitable for making a corsage for a dress or bag.

You don't need to bring any yarn or hooks along. Hooks can be borrowed and practice yarn is provided.

Dates: Thursdays, 26 January, 2, 9 and 16 February 2017

Time: 2.00- 4.00pm

Price: £45.00 for the 4 week course

(includes tea-time treats)

BEYOND THE BASICS WITH DIANE STEWART

This set of four workshops has been introduced by popular demand. You might decide to take a further block of 4 afternoons after the Beginners Crochet or if you have learnt how to crochet in the past and want to improve your skills then this is the place for you.

More complex crochet stitches will be taught and garment knitting introduced.

Dates: Thursdays 2, 9, 16 and 23 March 2017

Time: 2.00-4.00pm

Price: £45.00 for the 4 week course

(includes tea-time treats)

SPRING WORKSHOPS 2017

SPIN A YARN'S NON-KNITTING WORKSHOPS

NEEDLE- PUNCH FELTING WITH CAROL TIMMS

With Carol's expert help you will be taught how to make small fleece items such as a cute small toy animal or you can needle-punch a textured shape on a felted wallhanging or on a fashionable bag.

You will learn basic needle-punch techniques which include how to wind sheep's fleece (with or without pipe-cleaners) and how to add fine detail with a barbed needle. You can then leave it "wispy" (making several small ones for a mobile toy perhaps), or give it a warm, soapy massage and make a cuddly toy which will survive rough play!

Date: Wednesday, 12 April 2017

Time: 10am – 4pm

Price: £54.00

(includes home-cooked food and tea-time treats)



WILLOW BASKET WEAVING WITH JAN BAKER

At this workshop Jan will help you create a small willow basket using different coloured willows.


Choose from buff willow from the Somerset Levels and willow grown locally on Dartmoor. You will go home with your own beautiful hand-made bread basket.

Date: Tuesday, 21 February 2017

Time: 10.00 – 4.00pm

Price: £54.00

(includes home-cooked food and tea-time treats)



WILD WEAVING WITH ISABELLE JOURDAN

NEW!

In this new workshop you will discover the joy & freedom of distorted weft or as Isabelle calls it, "Wild Weaving".

This is totally different from the structured frame weaving which Isabelle has taught at Spin A Yarn in the past

With Wild Weaving there is no given design or pattern. This allows unlimited creativity without restraints.

SPRING WORKSHOPS 2017

Using a variety of yarns you are able to create even exciting three dimensional textures.

Please bring your own stash of yarn of all textures or purchase them in the shop on the day with your discount.

Isabelle supplies the warp yarn and frames which can be purchased if desired (£8).

Dates: Thursday, 8 June 2017

Time: 10.00am – 4.00pm

Price: £49.00

(includes home-cooked food and tea-time treats)

LANDSCAPE FELTING WITH SUE LEWIS

NEW!

This is an exciting new two day workshop with Felt Artist Sue

Learn how to 'Paint With Wool' with wet felting techniques using wool & silk.

In the first week you will learn to wet felt a landscape picture using different wools and silks to create different effects which will then be dried ready for the next stage.

In the second part of the course the following week you will learn finishing techniques to create contours and detail in your picture by using free motion machine stitching, bringing your landscape to life.

Dates: Wednesdays, 14 & 21 June 2017

Time: 10.00 – 4.00pm

Price: £98.00

(includes home-cooked food and tea-time treats)

SPINNING FOR BEGINNERS WITH TERRI HOLMAN

Expert and enthusiastic spinner and teacher Terri, who has her own herd of Jacob sheep is holding a 1 day Spinning workshop on a Sunday when it is easier to fit the wheels into the shop!

The day will introduce you to the basics of fibre preparation, spinning and plying on a drop spindle and a spinning wheel.

In the morning you will be preparing the fleece for spinning using hand carders and then looking at the basic art of spinning using a drop spindle.

After lunch you will apply this knowledge to the spinning wheel and hopefully produce a skein of plied yarn!

We have spare spinning wheels available but do bring your own working wheel if you have one. Fibre and hand carders for spinning will be provided.

Date: Sunday, 12 February 2017

Time: 10.00am – 4.00pm

Price: £54.00

(includes home-cooked food and tea-time treats)



SPRING WORKSHOPS 2017

SPINNING – BEYOND THE BASICS WITH TERRI HOLMAN

This workshop is for people who have already participated in Terri's beginner's workshop.

This time you will be concentrating on using the spinning wheel. Applying the basic knowledge learnt from the first workshop, you will be again looking at fibre preparation, spinning and plying on the spinning wheel.

We have spare spinning wheels available but do bring your own working wheel if you have one. Fibre and hand carders for spinning will be provided.

Date: Sunday, 8 January 2017

Time: 10.00 – 4.00pm

Price: £54.00

(includes home-cooked food and tea-time treats)

NATURAL DYEING WITH KATIE AND JOYCE MASON AT MILL FARM, MANATON

(Note Mill Farm is only a 10min drive from Spin A Yarn and we can organise transport if necessary)

Spend a peaceful day at home at Mill Farm with Joyce and Katie learning the basics of Natural Dyeing.

In the morning we will be showing how to prepare a dye bath, selecting suitable mordants and natural plants and materials to dye beautiful Angora fleece in a range of bright colours. We will also demonstrate how to prepare an Indigo dye bath. There

is something magical about watching the stunning shades of blue immerge from the muddy looking indigo dye bath.

In the afternoon you will be able to collect your own plant materials to dye pre-mordanted fleece.

The day includes a home cooked lunch, drinks and a cream tea.

All materials are included and you will be able to take home the fleece that you have dyed during the day.

Dates: Monday, 3 April 2017

Time: 10.00am – 4.00pm

Price: £54.00

(includes all refreshments and materials).

KNITTING CLUBS

1ST Tuesday Morning in the month from 10.30am – 1.00pm

Dates: 7 February, 7 March, 4 April, 2 May, 6 June, 4 July, 1 August

Last Wednesday Evening in the Month from 6.30 – 9.00pm

Dates: 25 January, 22 February, 29 March, 26 April, 31 May, 28 June, 26 July, 30 August

SPINNING CLUB

1ST Wednesday Evening in the Month from 6.30 – 9.00pm

Dates: 4 January, 1 February, 1 March, 5 April, 3 May, 7 June, 5 July, 2 August

Beaded Lace Shawl

Knitted in Touch Yarns
New Zealand Mohair Merino 2ply



Tarras Poncho

Knitted in Touch Yarns
New Zealand Natural Possum



Patterns and yarn available at Spin A Yarn



Fine selection of cooked meats, pies, pastries

Ask about our bespoke and custom hampers.

Cafe & Wine Garden
coming in July!

Your local

- Cheese Monger
- Independent wine merchant
- Supplier of fine Devon products

WILDMOOR FINE FOOD & DRINK
43 FORE STREET
BOVEY TRACEY
TQ13 9AD
01626 832253
INFO@WILDMOOR-DELI.CO.UK
WWW.WILDMOOR-DELI.CO.UK
 WILDMOORDELI


Curtains • Blinds • Cushions
new • alterations • revamp
Tracks • Poles • Upholstery
Fitting service
Fabrics

07807 279 101

info@devoncurtains.co.uk

devon
curtains

devoncurtains.co.uk



The Edgemoor

17 Rooms Available including Double and Twin bedded



Only 5 minutes by car from Spin A Yarn
located on the edge of The Dartmoor National Park

Quote Spin A Yarn and receive **10%** off our published
prices at the time for Bed & Breakfast per night,
no supplement charge for single occupancy

Bar - Restaurant - Tea rooms - Dog Friendly Rooms Available

The Edgemoor Hotel, Bovey Tracey, Newton Abbot. TQ13 9LE
01626 832466 www.edgemoor.co.uk

Debbie Bliss

PURE BLISS COLLECTION

Falkland Aran



designeryarns

dy



Three Colour Sweater & Classic Beanie in Falkland Aran Book. For more details on the Debbie Bliss range please visit: www.designeryarns.uk.com